



# Welcome to School

Name.....  
class.....  
School.....









# Welcome to School

Page 1		Welcome to School
Page 3	Unit 1	Introduction
Page 15	Unit 2	My Country and the United Kingdom
Page 32	Unit 3	Me and the people around me
Page 44	Unit 4	Important things
Page 60	Unit 5	Towards the future
Page 69	Unit 6	Resources

Credits:


Adapted and Edited by Shoma Kanhai

Illustration and layout by Tristam Rossin

Many thanks to Bram Tuk & Annick de la Rive Box,  
creators of Welcome to School.

For futher information contact:


[diversity@manchester.gov.uk](mailto:diversity@manchester.gov.uk)



Illustrations © Tristram Rossin 2005



My Photo



Name:.....

Country of  
Origin:.....

School:.....

Year:.....

Teacher:.....

# My Classmates



# My Class Photo

A large empty rectangular box with a blue border, intended for a class photo.





Lesson 1: Getting to know each other



Lesson 2: Where do I come from?




Lesson 3: My School



Lesson 4: My house



Lesson 5: Who are we?



# The four rules of Welcome to School



Confidentiality



Respecting  
each other



Passing  
if you don't feel like talking



Listening  
to others

Can you  
match the  
words to the  
pictures?





# Lesson 1: Getting to know each other

## Map of the World

1

(Me)

2



3

4

An enlarged map can be found in the resources section of this booklet.



## Lesson 2: Where do I come from?

Keywords: Country of Origin  
memory tell listen understand

### Collage

Show us something about the country where you use to live. Cut out pictures and letters from magazines and paste them on pages 6 and 7. You can also draw a picture and write your thoughts.



## Lesson 2: Where do I come from? (continued)

My thoughts

---

---

---

---

---

---



---

---





# Lesson 3: My School



# My school in England

Building

Classroom

School hours

Playground

Clothes

Teacher

Boys and Girls

Rules and  
expectations

Sport

School books

School holidays



My school in \_\_\_\_\_

Building

Classroom

School hours

Playground

Clothes

Teacher

Boys and Girls

Rules and  
expectations


Sport

School books

School holidays


## Lesson 4: My home in \_\_\_\_\_

Keywords:            House            Home  
                 Protect            Look back            Miss





# My home in England



## Lesson 5: Who are we?

Keywords:  
important

Mirror  
memory

Happy  
opinion

This page has 4 boxes. In the first box, draw yourself. In the other three boxes, you can draw people, animal or things that are very important to you. This is different for everyone. When you do this, think of the country where you have lived and of England.

1

This is me

2

3

4

## Lesson 1: Getting to know one another

---

---

---

I thought this lesson was...

GOOD

☐

NO FUN

☐

OK

☐

## Lesson 2: Where do I come from?

---

---

---

I thought this lesson was...

GOOD

☐

NO FUN

☐

OK

☐

## Lesson 3: My school

---

---

---

I thought this lesson was...

GOOD

☐

NO FUN

☐

OK

☐

## Lesson 4: My home

---

---

---

I thought this lesson was...

GOOD

☐

NO FUN

☐

OK

☐

## Lesson 5: Who are we?

---

---

---

I thought this lesson was...

GOOD

☐

NO FUN

☐

OK

☐